

Advantech AE Technical Share Document

Date	2016 / 12/27	SR#	
Category	<input checked="" type="checkbox"/> FAQ <input type="checkbox"/> SOP	Related OS	None
Abstract	How to connect RS-485 on COM2 of WOP		
Keyword	RS-485, COM2		
Related Product	WOP-3070T,WOP-3100T,WOP-3120T		


■ **Problem Description:**

How to connect RS-485 on COM2

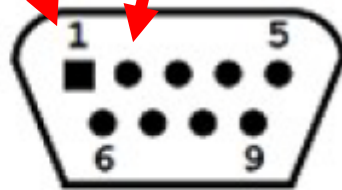

■ **Brief Solution - Step by Step:**

Please connect the TX+ to TX+ and TX- to TX- which is on the other WOP you use. If the other platform you use is marked as D+ and D-, then please connect TX+ to D+ and TX- to D-.

(1) TX+ to TX+, TX- to TX-



(2) TX+ to D+ , TX- to D-



Pin	Signal	
	RS-422	RS-485
1	TX-	D-
2	TX+	D+
3	Rx+	-
4	Rx-	-
5	GND	GND

■ Reference