





- + Powerful CPU and enhanced memory
- + Extended operational temperature range from -40 °C to +75 °C
- + 10-60 VDC operation with transient and reverse polarity voltage protection
- + Flexible port options – 3-port Switch, Ethernet and RS-232/422/485 serial ports with isolation
- + GPS and GLONASS support
- + MicroSD card holder, In/Out, USB Host
- + Low power consumption mode for solar and battery power applications
- + Optional industrial grade Wi-Fi
- + Optional PoE PSE or PoE PD on ETH0 and ETH1
- + Advanced security features

SmartFlex™ cellular router provides secure Internet connectivity for devices and LANs via the cellular networks. It can provide automatic wireless failover for wired networks, wireless connectivity for devices in remote locations where cable connections are impractical and wireless connectivity for mobile assets. With upload speeds of up to 50 Mbps and download speeds of up to 100 Mbps, SmartFlex provides ample bandwidth, even for applications that require video.

SmartFlex places intelligence at the network edge with an extremely powerful Cortex A8 CPU at 1GHz, 256 MB flash memory, 512 MB RAM and 128kB M-RAM, providing full support for LTE (Long Term Evolution) speeds and applications. A secure Web interface allows users to configure and manage SmartFlex from remote locations. The router can also upgrade its configuration and firmware from the operator's central server, allowing for simultaneous mass reconfiguration of every router on the network. Users may insert Linux scripts and can create multiple configurations for the same router and switch from one configuration to another at any time.

Modular SmartFlex can be configured for any application. Standard configuration includes 2 Ethernet ports with 2 independent LANs/IP addresses and also includes 1 USB host port, 1 microSD card holder, 2 SIM card holders for automatic failover to an alternate service provider, 2 binary inputs(I/O), 1 binary output (I/O) and onboard GPS.

An optional built-in Wi-Fi module is also available, with industrial grade operating temperature ranges from -40 to +75 °C (-20 to +60 °C LTE450 module). Further optional boards include: 3x ETH (the router can be configured with up to 5 total Ethernet ports and 3 independent LANs/IP addresses) or ETH/RS-232/485 or RS-232/485 (isolation strength up to 2.5kV) or RS-232. The SmartFlex supports real time data encryption and the creation of VPN tunnels using IPsec, OpenVPN and L2TP. It supports DHCP, NAT, NAT-T, DynDNS, NTP, VRRP, control by SMS, and numerous other functions, as well as additional software like SmartCluster VPN Server and R-SeeNet.

| MODEL NO. | STANDARD PORT CONFIGURATIONS | | | | | OPTIONAL PORT CONFIGURATIONS | | | | |
|---|------------------------------|-----|---------------------------|-----|-----|------------------------------|--------------------|----------------------|-------|-----|
| | LTE ROUTER | GPS | 2X ETHERNET (router port) | USB | I/O | RS232 RS485/422 | RS232/485 ETHERNET | 3X ETHERNET (switch) | WI-FI | POE |
|  SR305xxx0xx | ✓ | ✓ | ✓ | ✓ | ✓ | | | | ✓ | ✓ |
|  SR305xxx1xx | ✓ | ✓ | ✓ | ✓ | ✓ | | | ✓ | ✓ | ✓ |
|  SR305xxx3xx | ✓ | ✓ | ✓ | ✓ | ✓ | ✓ | | | ✓ | ✓ |
|  SR305xxx4xx | ✓ | ✓ | ✓ | ✓ | ✓ | | ✓ | | ✓ | ✓ |

Note: Antennas & Power Supply Sold Separately.

SmartFlex SR305

FLEXIBLE, ADAPTABLE LTE ROUTER



ACCESSORIES

| ORDER CODE | DESCRIPTION |
|--------------------|---|
| BB-TG.09.0113 | Antenna LTE, Terminal |
| BB-GA.110.101111 | Antenna LTE, Magnet Mount |
| BB-AW-A2458G-FSRPK | Antenna Wi-Fi, 2.4 & 5.8 GHz |
| BB-RPS-v3-MO2-M | SmartFlex Power Supply, 12V/1A |
| BB-RPS-v3-PSE | SmartFlex Power Supply, 48V/1.35A (power cord required) |
| BB-PWRCORD-US | USA - Power Supply Power Cord |
| BB-PWRCORD-EU | EU - Power Supply Power Cord |
| BB-PWRCORD-UK | UK - Power Supply Power Cord |
| BB-PWRCORD-AUS | AU - Power Supply Power Cord |
| BB-SBD40 | DIN Rail Clip - metal |
| BB-CPD3 | DIN Rail Clip - plastic |
| BB-KN-v3-MO2-3 | PS Cable 2-wire, MO 2 pins, 3m, v3 routers |
| BB-KIO-v3-MO6-3 | IO Cable 6-wire, 3m, v3 routers |

SPECIFICATIONS

| CELLULAR MODULE PARAMETERS | | | |
|----------------------------|---|-------------------------|---|
| LTE features | Bit rate 100 Mbps (DL) / 50 Mbps (UL), 3GPP rel. 8 standard; UE CAT. 3 Output power: Class 3 (+23dBm ±2 dB) Supported bandwidths: 5 MHz, 10 MHz, 20 MHz Supported frequencies: 700 (B13) / 700 (B17) / 850 (B5) / AWS (B4) / 1900 MHz (B2) | GPRS/EDGE features | Bit rate 237 kbps (DL) / 59,2 kbps (UL) GPRS multislot class 12, CS 1 to 4 EDGE multislot class 12, CS 1 to 4, MCS 1 to 9 Supported frequencies: 850 / 900 / 1800 / 1900 MHz |
| HSPA+ features | Bit rate 42 Mbps (DL) / 5,76 Mbps (UL), 3GPP rel. 7 standard; UE CAT. 14, 24 Data compression 3GPP TS25.212 Supported frequencies: 850 (B7) / AWS (B1V) / 1900 MHz (B11) | GPRS/EDGE power classes | EGSM 850 / 900: Class 4 (+33dBm ±2 dB) GSM 1800 / 1900: Class 1 (+30dBm ±2 dB) GSM 850 / 900: Class E2 (+27dBm ±3 dB) GSM 1800 / 1900: Class E2 (+26dBm +3/-4 dB) |
| UMTS features | PS bit rate 384 kbps (DL) / 384 kbps (UL) Output power: Class 3 (+24dBm +1/-3 dB) Supported frequencies: 850 (B7) / AWS (B1V) / 1900 MHz (B11) | | |

SOFTWARE

| | |
|----------------------------|---|
| Network and Routing | DHCP Server, , DHCP Client, NAT/PAT, VRRP, Dynamic DNS client, DNS proxy, VLAN, QoS, NTP Client/ Server, IGMP, BGP, OSPF, RIP, SMTP, SMTPS, SNMP v1/ v2c/ v3, Backup routes, PPP, PPPoE, SSL, Port Forwarding, Host Port Routing, Ethernet Bridging |
| Security | HTTPS, SSH, VPN tunnels, SFTP, Firewall (IP Filtering, MAC address filtering, Inbound and outbound Port filtering) |
| VPN Tunnelling | Open VPN client and server and P2P, L2TP, PPTP, GRE, EasyVPN, DMVPN, IPSec with IKEv1 and IKEv2 |
| Configuration | Web server, SSH, Four configuration switchable profiles, Automatic configuration update from server Backup configuration, Restore configuration |
| Firmware Management | Automatic firmware update from server, Locally via LAN and USB or remotely OTA (HTTP, HTTPS), Over-the-Air software updates, Over-the-Air cellular module update from FW |
| Diagnostic | One CLICK report – current configuration / factory identification / system log / kernel log / reboot log / routing table, Remote diagnostics possible via SSH |
| Status | Network Status, DHCP Status, IPSec Status, Statistics history for last 60 days |
| Log | System Log, Reboot Log, Kernel Log |
| Controlling and Diagnostic | SMS, SNMP v1/v2c/v3, Statuses, Log |
| Event Engine | StartUp script & Up/Down script (Bash), Digital Input, Network Parameters, Data Usage, Timer, Power, Device Temperature Report Types: RAP, SMS, email, SNMP Trap |
| Other | IPv6 support |


SmartFlex SR305

FLEXIBLE, ADAPTABLE LTE ROUTER



HW SPECIFICATIONS

| PORTS, LED, ANTENNAS | |
|--|--|
| Up to 5x ETH ports | RJ45, 10/100 Mbps |
| SIM | 2 Mini SIMs (2FF) (rear panel) |
| LED Indicators | PWR, DAT, WAN, ETH, SIM, USR, POE, IN0, IN1, OUT |
| 3x ANT - ANT, DIV, GPS (sold separately) | SMA connectors |
| Wi-Fi Antenna (sold separately) | R-SMA connector |
| USB | USB Host connector 2.0 |
| SD Card | 1x Micro SD Card slot (rear panel) |
| RST | RESET button (rear panel) |
| *Optional 3-port SWITCH | 3x RJ45, 10/100 Mbps |
| *Optional ETH - R232 - RS485 | RJ45, 4-pin terminal block, 3-pin terminal block connectors – Isolation up to 2.5 kV |
| *Optional RS232 - RS485 | 5-pin terminal block, 4-pin terminal block connectors – Isolation up to 2.5 kV |



| POWER | |
|--------------------------------|---|
| Power Supply (sold separately) | 10 – 60 VDC (2-Way Molex connector) |
| Power Consumption | Idle: 2.5 W Average: 4 W Peak: 11 W Sleep Mode: 10mW |
| ENVIRONMENTAL | |
| Temperature Range | Operating: -40 to +75 °C Storage: -40 to +85 °C |
| Temperature Range LTE450 | Operating: -20 to +60 °C Storage: -40 to +85 °C |
| Humidity | Operating: 0 to 95 % Storage (Non-condensing): 0 to 95 % |
| Cold Start | -35 °C |
| Operating Altitude | 2000 m / 70 kPa |
| Ingress Protection Rating | IP30 |

| MECHANICAL | |
|--|--------------|
| Plastic or metal case with plastic or metal DIN rail | |
| Enclosure Dimensions | 55x97x125 mm |
| Weight Plastic | 170 g |
| Weight Metal | 375 g |

| WI-FI - 802.11 A/B/G/N, AP OR CLIENT MODES | |
|--|---|
| Supported Wi-Fi band | 2.4 GHz, 5.4 GHz |
| Encryption | None, WEP, TKIP, AES |
| 5 GHz supported channels | 36, 40, 44, 48, 52, 56, 60, 64, 149, 153, 157, 161, 165 |
| 2.4 GHz supported channels | 1, 2, 3, 4, 5, 6, 7, 8, 9, 10, 11, 12, 13, 14 |
| Number of clients | 10 |
| Authentication | Open, Shared, WPA-PSK, WPA2-PSK |

| GNSS SPECIFICATIONS | |
|------------------------------------|--|
| Antenna | 50 Ohms – active |
| Protocols | NMEA 0183 v3.0 |
| Frequency GPS | 1575.42MHz Typical |
| Frequency GLOBASS | 1597.551MHz Min.; 1605.886MHz Max. |
| Tracking Sensitivity (Open sky) | Active antenna or LNA: -159 dBm Passive antenna: -156 dBm |
| Acquisition Sensitivity (Open sky) | Active antenna or LNA: -149 dBm Passive antenna: -145 dBm |
| Cold Start Sensitivity | -145 dBm |
| Acquisition time (TTFF) | Warm start: 29 s Max. Cold start: 32 s Max. |

SmartFlex SR305

FLEXIBLE, ADAPTABLE LTE ROUTER



STANDARDS AND REGULATIONS

| INDUSTRY CERTIFICATIONS & APPROVALS | |
|-------------------------------------|---|
| | SR305 - NAM |
| Telecom and emission | ETSI EN 301 511 v9.0.2, ETSI EN 300 440-2 v1.4.1 ETSI EN 300 328 v1.8.1, ETSI EN 301 489-17 v2.2.1 |
| EMC | FCC 15.107 Class B, FCC 15.109 Class B FCC ID 2AIQR-SR305, Contains: FCC ID 2AIQR-PLS8-X, IC ID 7830A-PLS8X. WiFi versions contain FCC ID Z64-WL18DBMOD, IC ID 4511-WL18DBMOD. PTCRB ETSI EN 301 489-1 v1.9.2, IEC 61000-6-2:2005, IEC 61000-6-3:2006 |
| Safety | EN 60950-1:2006 + A11:2009 + A1:2010 + A12:2011 + A2:2013, EN 62311:2008 UL C1D2 and ATEX: UL 60950-1, 2nd ed. + am1 + am2 * CAN/CSA C22.2 No. 60950-1-07, 2nd ed. + am1 + am2 * UL E486108 * ATEX II 3 G Ex nA IIC T4 Gc, DEMKO 16 ATEX 1801X * |
| Carrier approvals | AT&T, Verizon |

* Excluding versions with PoE PSE or RS232-RS485-ETH interface.

| POE PARAMETERS | POE PD parameters for opposite PSE | POE PSE |
|---------------------|------------------------------------|-------------------------|
| Input voltage range | 42.5 – 57 V | 44 – 57 V, 65 W |
| Power available | 25.50 W | 2x 25.50 W (ETH0, ETH1) |
| Maximum current | 600 mA | |
| Insul. Strength | 1.5 kV from the router | none |

Standards IEEE 802.3at-2009 (PoE+) and IEEE 802.3af-2003 (PoE) supported. Cabling needed is Category 5, up to 12.5 Ω. It is possible to use a passive PoE injector

