

Advantech AE Technical Share Document

Date	2015 / 12 / 4	SR#	
Category	<input checked="" type="checkbox"/> FAQ <input type="checkbox"/> SOP	Related OS	Microsoft Windows7
Abstract	How can WebAccess Send Email by Using Gmail Mail Server		
Keyword	WebAccess Outgoing Email (SMTP) Server, WebAccess Incoming Email (POP3) Server		
Related Product	N/A		

■ **Problem Description:**

User is unable to send and receive email by using Gmail Email Server in WebAccess. Gmail's mail always uses a secure SSL-encrypted connection. This causes WebAccess unable to send and receive email through Gmail mail server.

Fails to send email by using smtp.gmail.com



Fails to receive email by using pop.gmail.com

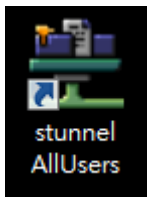


■ **Brief Solution:**

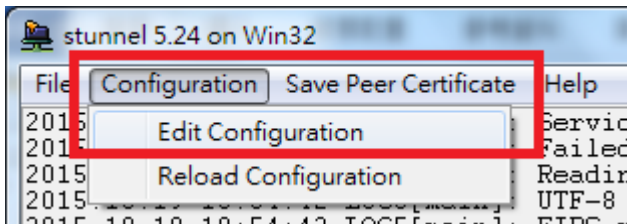
1. User may use 3rd party software Stunnel to solve this problem.
The Stunnel software is designed to work as a SSL-encrypted connection between mail servers and email clients. Basically, it turns an insecure TCP connection to a secure encrypted connection by using OpenSSL package.
2. Download and install Stunnel:
Visit Stunnel website and download stunnel-5.24-installer.exe
<https://www.stunnel.org/downloads.html>



3. After installation complete, there will be a “Stunnel AllUsers” icon on the desktop. Click it to run Stunnel



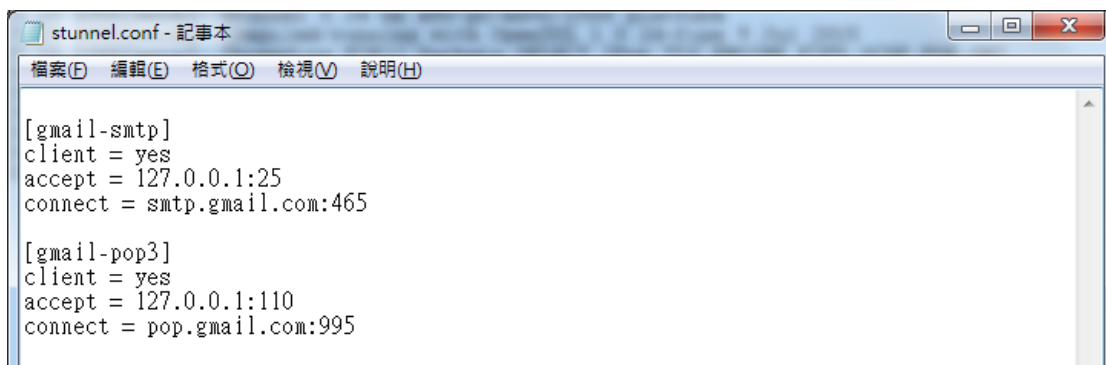
4. Modify stunnel configuration
Configuration -> Edit Configuration



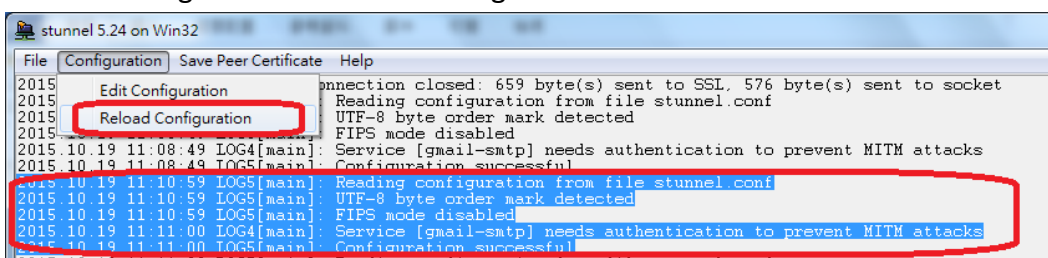
5. Modify stunnel.conf to the following:

```
[gmail-smtp]
client = yes
accept = 127.0.0.1:25
connect = smtp.gmail.com:465
```

```
[gmail-pop3]
Client = yes
Accept = 127.0.0.1:110
Connect = pop.gmail.com:995
```



6. Reload stunnel configuration and make sure it returns “Configuration successful” message
Reload: Configuration -> Reload Configuration



7. Important

Do not turn off stunnel after successful setup configuration, keep it always runs.

8. WebAccess SCADA Node SMTP Configuration

Outgoing Email (SMTP) Server: **127.0.0.1**

Email Port: **25**

Retype Remote Access Code	<input type="text"/>
Outgoing Email (SMTP) Server	127.0.0.1 Email Port 25
Email Address	alger.tan@gmail.com
Email Account Name	alger.tan
Email Password	••••••••••
Retype Email Password	••••••••••
Email From	alger.tan@gmail.com
Report Email To	<input type="text"/>
Report Email Cc	<input type="text"/>
Alarm Email To	alger.tan@gmail.com
Alarm Email Cc	alger.tan@advantech.com.tw
Reply Alarm Email To Ack	<input checked="" type="radio"/> Yes <input type="radio"/> No

9. WebAccess SCADA Node POP3 Configuration

Retype Global Script Security Code	<input type="text"/>
Incoming Email (POP3) Server	127.0.0.1 Email Port 110
Email Account Name	alger.tan
Email Password	••••••~••••••
Retype Email Password	••••~••••
Check Email Every	30 <input type="text"/> Seconds

10. Creating a tag with Alarm to send Email

Alarm Data	Log Only <input type="checkbox"/>	Send Email <input type="checkbox"/>
Associate Tag Name	<input type="text"/>	
HH Priority	5 <input type="text"/> Log Only <input type="checkbox"/>	Send Email <input checked="" type="checkbox"/>
HH Alarm Limit	500 <input type="text"/>	

11. Download whole project

[Node Property](#) [Delete](#) [Add Comport](#) [AccPoint](#) [CalcPoint](#)
[Excel-In](#) [Excel-Out](#) [Report](#) [Scheduler](#) [Classroom Schedu](#)
[GoogleMap](#) [Excel Report](#)
[Start View](#) [Start Draw](#) [Download](#) [Graph Only](#) [Start Node](#)
Node : test • scada

12. User may trigger an alarm in order to check result