

960T-WM-10H10V2


Wall mount for monitor(10kg)



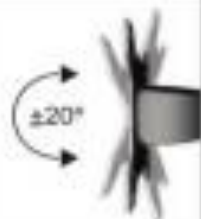
PAPS,

Latest updated 20200310

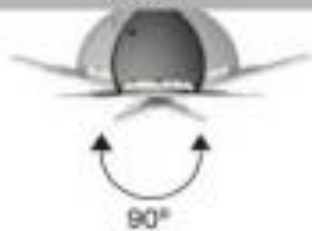
Product



Tilt



Swivel



Cable Management



Torque Adjust



Specifications

Complete System		
Net Weight	1.40 Kg (3.09lbs)	
Dimension(W*H*D)	250 x 192 x 445 mm (9.84" x 7.56" x 17.5")	
Screw Type	M4	
Material	Steel/Aluminum Alloy/Plastic	
Display System		
Hinge Module	Swivel	+/-90°
	Tilt	+/-20°
	Pivot	360°
	User Torque Adjust	Available
Display Support	Mounting Pattern	100x100 / 75x75 mm
	Panel Size Support	≤24"
	Support Weight (Max.)	10Kg(22.04lbs)
Max. Distance To The Wall	445mm (17.52")	
Min. Distance To The Wall	85mm (3.45")	
Extended Arm Provided	2	
Cable Management	Yes	

Drawing

