


ASMB-928

Dual 6th Gen Intel® Xeon® Scalable EATX Server Board with 16x DDR5, 4x PCIeX16, 2xPCIeX8, 5x SATA 3.0, 4x MCIO, 2x M.2, 2x 10GbE, 2x 2.5GbE, and IPMI

NEW



Features

- LGA4710 EATX server board with 6th Gen. Xeon® Scalable processor, TDP up to 350W
- DDR5 6400 MHz RDIMM up to 4TB (16 DIMMs), also supports MRDIMM
- Four PCIe x16 (Gen 5) and two PCIe x8 (Gen 5)
- Four MCIO x8 (Gen 5)
- Two 10GbE and two 2.5GbE ports
- Five SATA 3 and two M.2 connectors (PCIe x4)
- 0 ~ 60°C (32 ~ 140°F) ambient operating temperature range

CE FCC

Specifications

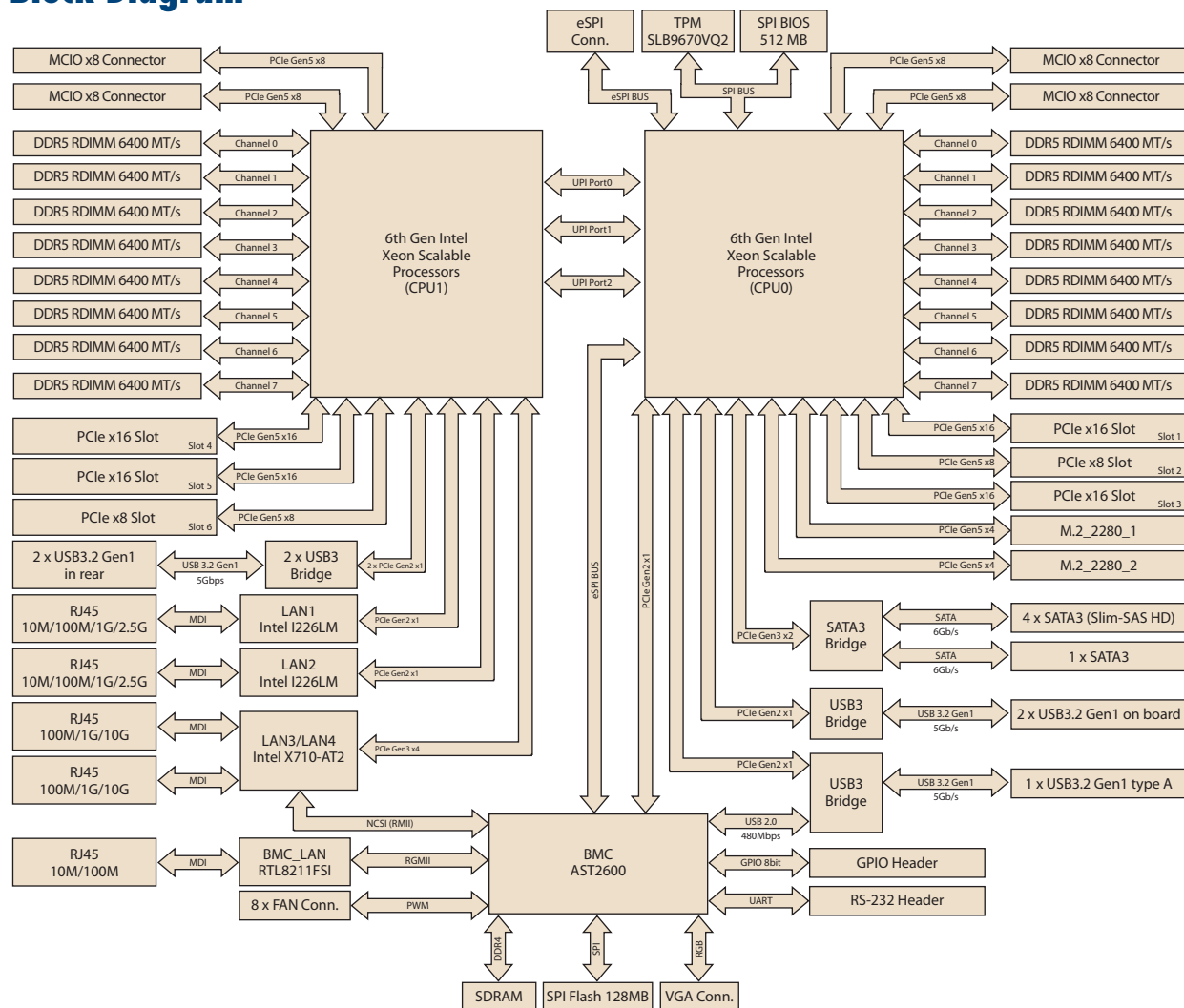
Form Factor		EATX form factor
Processor System	Socket	Intel LGA4710
	CPU type	Intel 6th Generation Xeon Scalable processors (CPU cooler should be purchased separately*)
Core Logic	Chipset	-
Memory	Total slots	16 (1 DIMM per channel)
	Capacity	Maximum 4TB ECC RDIMM
	Memory type	DDR5 ECC-REG 6400 MHz RDIMM, 8000 MHz MRDIMM
	Memory size	16GB, 32GB, 64GB, 128GB, 256GB
Expansion Slot	Total PCI/PCI-X/PCIe slots	6
	Slot location 1	PCIe x16 slot (x16 link), signal from CPU0, CXL support
	Slot location 2	PCIe x8 slot (x8 link), signal from CPU0
	Slot location 3	PCIe x16 slot (x16 link), signal from CPU0, CXL support
	Slot location 4	PCIe x16 slot (x16 link), signal from CPU1, CXL support
	Slot location 5	PCIe x16 slot (x16 link), signal from CPU1, CXL support
Graphics	VGA	Aspeed AST2600
	SATA controller	Asmedia ASM1165: 4 x SATA3.0 (6 Gb/s) via Slim-SAS HD, 1 x SATA3.0 (6Gb/s)
Networking	2.5GbE	2 x Intel® I226LM
	10GbE	2 x Intel® X710-AT2
Onboard I/O connector	PSU connector	24-pin SSI power connector + 5 x 8-pin SSI 12 V power connector
	USB connector	3, 2 x USB 3.2 Gen1 (one onboard header) + 1 x USB 3.2 Gen1 (one Type A)
	M.2 connector	2 x M.2 2280 B+M key (PCIe)
	MCIO	4 x MCIO (PCIe x8)
	Fan header	8 x 4pin (6 for system + 2 for CPU)
	SMBus	1
	Chassis intrusion	1
	Front LAN LED	1
	Serial port header	1
	Audio header	-
Rear I/O Connector	PS/2 KB/Mouse	Optional
	External serial port	-
	External USB port	2 (USB 3.2 Gen1)
	VGA port	1
	DVI port	-
	HDMI port	-
	DP port	-
	RJ-45	5 (1 port dedicated for IPMI function)
	Audio connector	-
PS/2 KB/Mouse	-	
Infiniband	-	

* CPU power design support up to 350W TDP

Specifications (Cont.)

Management Solution	Software	-				
	Out of band remote management	Yes				
Monitoring	CPU temperature	Yes				
	System Monitoring	Yes				
Watchdog timer	Output	System reset				
	Interval	Programmable 1 ~ 255 sec				
Power Requirement	Power On (CPU/ DDR spec TBD)	3.3 V	5 V	12 V	5 VSB	-12 V 12 V_8P
Environment		Operating			Non-operating	
	Temperature	0 ~ 60 °C/ 32 ~ 140 °F, depending on CPU speed and cooler solution			-40 ~ 85 °C/-40 ~ 185 °F	
	Humidity	40 °C @ 95% RH Non-condensing			60 °C@95% RH Non-condensing	
Physical Characteristics	Dimensions	304.8 x 330.2 mm (12" x 13")				

Block Diagram



Ordering Information

Part Number	Memory	2.5GbE/ 10GbE LAN	IPMI	Graphics	COO
ASMB-928T2-00A1	16 x DDR5 RDIMM	2/2	Yes	AST2600	China
ASMB-928I-00A1	16 x DDR5 RDIMM	2/-	Yes	AST2600	China
ASMB-928T2-00A1U	16 x DDR5 RDIMM	2/2	Yes	AST2600	Taiwan

Packing List

Part Number	Description	Quantity
2042092800	Startup manual	1
1700003194	SATA data cables	1
1700022749-11	SATA power cables	1
1700019748	CPU power cable	2
1700019414	COM cable	1
1930008738	Screw for M.2 device	2
1960116717T001	I/O shield	1
1960109237N010	PCIe I/O support	1
1651003851-01	LGA-4710 CPU carrier - E2A (XCC)	2
1651003850-01	LGA-4710 CPU carrier - E2B (MCC)	2
1700031926-11	Front panel convert cable	1

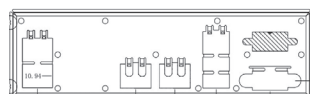
Optional Accessories

Part Number	Description
1970005860N000	LGA-4710/4677 narrow CPU cooler for 2U chassis
1970005933N001	LGA-4710/4677 tower CPU cooler for 4U chassis
1700028024-01	Dual port USB 3.2 (Gen1) cable (45 cm/ 17.7 in) with bracket

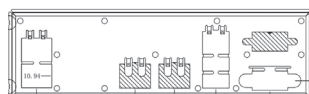
Note:

1. Select SATA cable from HPC chassis datasheet or contact sales representative.

I/O View



ASMB-928T2-00A1



ASMB-928I-00A1