

# ULI-224D ULI-224T ULI-224TCL

BB-4WSD9R  
BB-4WSD9TB  
BB-4WSD90TB

## Inline, Commercial-grade RS-232 to RS-485 Serial Converters – with port power options



### Features

- Convert RS-232 to RS-485 signals
- Extend RS-232 data signals up to 1.2 km
- Data rate: 115.2 kbps
- 2000V two-way optical isolation (ULI-224TCL)
- Quick, inline installation
- DIP switch selectable RS-422 or RS-485
- RS-232 port-power or 12 Vdc external power (sold separately)
- Isolated model requires 12 Vdc external power (sold separately)

### Introduction

Advantech ULI series converters convert RS-232 to RS-422/RS-485 using either port-power or an external power supply. Data is converted in both directions, RS-232 TD is converted to balanced RS-422 or RS-485 TD. Received RS-422/485 signals are converted to RS-232. Automatic Send Data Control eliminates the need for programming hardware handshaking signals to control RS-422 or RS-485 operation. Model ULI-224TCL provides 2000 V optical isolation and requires an external power source.

### Specifications

#### Serial Technology

- **Data Rate** 115.2 kbps, max.
- **RS-232 Connector** All models: DB9 female (DCE)
- **RS-232 Signals** RD, TD, GND
- **RS-422/485 Connector**

ULI-224D	DB9 female
ULI-224T	Terminal block
ULI-224TCL	Terminal block
- **RS-422/485 Signals** TDA(-), TDB(+), RDA(-), RDB(+), GND
- **RS-422/485 Operation** DIP switch selectable RS-422 or RS-485  
RS-485 2-wire or 4-wire, RS-422 4-wire  
4.7k Ohms
- **Biasing Resistors** None
- **Termination** None
- **Isolation** ULI-224TCL: 2 kV, 2-way optical
- **LEDs** ULI-224TCL: TD, RD

#### Power

- **Port Power** RS-232 handshake lines  
Pins 7 (RTS) and 8 (CTS) tied together.  
Pins 6 (DSR), 1 (DCD) and 4 (DTR) tied together.

Model:	Connector:	Port Power:	12Vdc External Power (PSU#):
ULI-224D	2.5mm plug, tip+	RS232 handshake	BB-SMI6B-12V-P230C1 (optional)
ULI-224T	2.5mm plug, tip+	RS232 handshake	BB-SMI6B-12V-P230C1 (optional)
ULI-224TCL	Terminal block	-	BB-SMI6B-12-V-ST (required)

#### Mechanical

- **Enclosure** Plastic
- **Installation** Inline
- **Dimensions**

Model	Dimensions (cm)
ULI-224D	7.8 x 4.3 x 2.0
ULI-224T	9.0 x 4.3 x 2.3
ULI-224TCL	9.8 x 4.3 x 2.3

#### Weight

Model	Weight (kg)
ULI-224D	0.049 (net, without packaging)
ULI-224T	0.05 (net, without packaging)
ULI-224TCL	0.05 (net, without packaging)

#### Meantime Between Failures (MTBF)

- **Calculation Method** MIL217F Parts Count Reliability Prediction

Model	MTBF (hours)
ULI-224D	880179
ULI-224T	345242
ULI-224TCL	179604

#### Environmental

- **Operating Temperature** 0 to +70 °C
- **Storage Temperature** -40 to +85 °C
- **Operating Humidity** 95%, non-condensing

#### Regulatory / Approvals / Certifications

- FCC, CE, RoHS, WEEE

### Ordering Information

Model	Part Number to Order	Description
ULI-224D	BB-4WSD9R	RS-232 to RS-422/485 Converter – DB9F/DB9F
ULI-224T	BB-4WSD9TB	RS-232 to RS-422/485 Converter – DB9F/TB
ULI-224TCL	BB-4WSD90TB	RS-232 to RS-422/485 Converter – DB9F/TB, 2kV Isolation

#### Accessories – Sold Separately

- **BB-SMI6B12V-P230C1** PSU, 12Vdc, 6W, 2.5mm plug, int'l AC input, int'l AC blades  
(PSU for ULI-224D BB-4WSD9R & ULI-224T BB-4WSD9TB)
- **BB-SMI6B-12-V-ST** PSU, 12Vdc, 0.5A, 8W, stripped/tinned  
(PSU for ULI-224TCL BB-4WSD90TB - Required)

# ULI-224TB BB-485BAT3-B

## Battery Powered RS-232 to RS-422/485 Serial Converter



### Features

- Change RS-232 TD and RD to RS-485 signals
- Extend RS-232 data signals up to 1.2 km
- Data rates up to 115.2 kbps
- 3 powering options: battery (2) AAA, RS-232 handshake lines, or external power supply (not included, sold separately)
- Quick, easy inline installation
- Automatic Send Data Control – no software drivers necessary

### Introduction

With three power options, Model ULI-224TB (BB-485BAT3-B) is ideal for field service applications. Use battery power with a low-power RS-232 port (laptop), when handshake lines are unavailable, or when a PSU is not possible. The unit draws available power from the RS-232 port getting additional current from the batteries. If you have a full-power port and handshake lines, turn Off the battery switch to use port-powering, saving the batteries for emergencies. (Battery On/Off switch conserves battery life; it does not turn on/off all power.)

### Specifications

#### Serial Technology

- **Data Rate** 115.2 kbps, max.
- **RS-232 Connector** DB9 female (DCE)
- **RS-232 Signals** RD, TD, GND, DCD, DTR, DSR, RTS, CTS
- **RS-232 Port Power** Pins 7 (RTS) and 8 (CTS) tied together.  
Pins 6 (DSR), 1 (CD) and 4 (DTR) tied together.
- **RS-422/485 Connector** Terminal Block
- **RS-422/485 Signals** TDA (-), TDB (+), RDA (-), RDB (+), GND
- **RS-422/485 Operation** DIP switch selectable RS-422 or RS-485  
RS-485 2-wire or 4-wire, RS-422 4-wire
- **Biassing Resistors** 4.7k Ohms
- **Termination** None

#### Power

- **Source #1: Battery** (2) AAA batteries (not included)
- **Source #1: Battery Life** 7 hours fully loaded with no port power available.  
100 to 250 hours, typical.
- **Source #2: RS-232** Port-powered from RS-232 handshake lines  
(requires 7-12 Vdc on at least one handshake line)
- **Source #3: External** 12 Vdc external PSU (not included, sold separately)
- **Source #3: Connector** Terminal block
- **Input Voltage** 12 Vdc @ 100 mA

#### Mechanical

- **Dimensions** 9.0 x 6.5 x 2.8 cm (3.6 x 2.6 x 1.1 in)
- **Enclosure** Plastic, ABS
- **Installation** Inline
- **Weight** 0.104 kg (net, without packaging)

#### Meantime Between Failures (MTBF)

- **MTBF** 241370 hours
- **Calculation Method** MIL217F Parts Count Reliability Prediction

#### Environmental

- **Operating Temperature** 0 to +70 °C
- **Storage Temperature** -40 to +85 °C
- **Operating Humidity** 95%, non-condensing

#### Regulatory / Approvals / Certifications

- FCC, CE, RoHS, WEEE

### Ordering Information

Model Number	Part Number to Order	Description
ULI-224TB	BB-485BAT3-B	RS-232 to RS-422/485 Converter – DB9F/TB, (2) AAA batteries or port powered or external source

#### Accessories – Sold Separately

- **BB-SMI6B-12-V-ST** PSU, 12 Vdc, 500 mA, stripped/tinned

# ULI-224TC BB-485LDRC9

# ULI-224TCI BB-485DRCI

# ULI-224TE BB-485DRCI-PH

## Industrial-grade RS-232 to RS-485 Serial Converters



### Features

- Converts RS-232 signals to RS-422/RS-485 signals
- Data rate: up to 115.2 kbps (by model)
- Extends data up to 1.2 km
- Optical isolation protection
- Wide operating temperature range
- Modbus compatible
- Automatic Send Data Control - no software drivers required
- External power source required (not included, sold separately)
- DIN rail and panel mount options
- UL Class 1 / Division 2 and cULus Recognized options



### Introduction

ULI-224 series industrial adapters convert RS-232 to RS-422/485. Optical isolation and surge suppression protect connected equipment from ground loops and surges - ideal for factory/warehouse automation, in-cabinet, security and other applications. Models ULI-224TCI and ULI-224TE provide premium 3-way isolation on input, output and power lines. Model ULI-224TCI is UL C1/D2 certified for rugged industrial use. Model ULI-224TE meets IEC-61850-3 and IEEE-1613 for electrical substations.

### Specifications

#### Serial Technology

- **Data Rate**  
ULI-224TC: 19.2 kbps, max.  
ULI-224TCI, ULI-224TE: 115.2 kbps, max
- **LED Indicators**
- **Modes**  
TD, RD, Power
- **RS-232**  
RS-422 4-wire, RS-485 2-wire & 4-wire  
Signals: TD, RD, GND

Model:	RS-232 Connector:	RS-422/485 Connector:	Termination, Ohms:	Industrial Bus:	Biasing:
ULI-224TC	DB9 female or TB	TB	120Ω	Modbus ASCII/RTU	—
ULI-224TCI	DB9 female	TB	120Ω	Modbus ASCII/RTU, Allen-Bradley® DH-485 compatible	—
ULI-224TE	DB9 female	TB	120Ω	Modbus ASCII/RTU	1.2KΩ XMT/RCV, built-in, switchable

#### Isolation

- **Rating**  
2000 V
- **Method**  
Optical
- **Lines Protected**  
ULI-224TC: Data lines  
ULI-224TCI, ULI-224TE: Data lines, power

#### Surge Suppression

- **Method**  
TVS
- **Lines Protected**  
Data lines
- **Response Time**  
<1 pico-second
- **Peak Power Dissipation**  
ULI-224TC: 500 W, 7.5 bi-directional avalanche breakdown device  
ULI-224TCI, ULI-224TE: 600 W

#### Environmental

- **Operating Temperature**  
ULI-224TC, ULI-224TCI: -40 to +80 °C  
ULI-224TE: -40 to +85 °C
- **Storage Temperature**  
-40 to +85 °C (-40 to +185 °F)
- **Operating Humidity**  
95%, non-condensing

#### Power

- **Source**  
External power required (sold separately)

Model:	Connector:	Input Voltage:	Consumption:
ULI-224TC	Terminal block	10-30 Vdc	0.5 W
ULI-224TCI	Terminal block	10-48 Vdc	0.96 W
ULI-224TE	Terminal block	10-48 Vdc	0.5 W

#### Mechanical

Model:	Enclosure:	Mounting:	Dimensions, mm:	Weight (net, without packaging):
ULI-224TC	IP20, plastic	DIN rail	25 x 79 x 95	0.249 kg
ULI-224TCI	IP30, plastic	DIN rail	114 x 33 x 124	0.204 kg
ULI-224TE	IP30, metal	Panel (DIN option)	132 x 93 x 31	0.209 kg

#### Meantime Between Failures (MTBF)

- **Calculation Method**  
MIL217F Parts Count Reliability Prediction

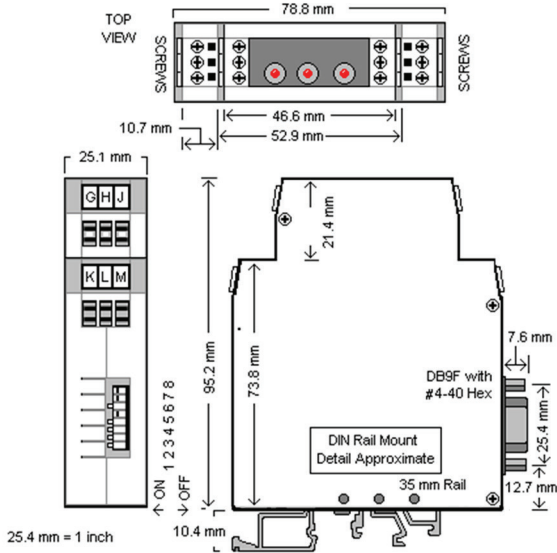
ULI-224TC	257448 hours
ULI-224TCI	254617 hours
ULI-224TE	163611 hours

#### Regulatory/Approvals/Certifications

- FCC, CE, RoHS, WEEE

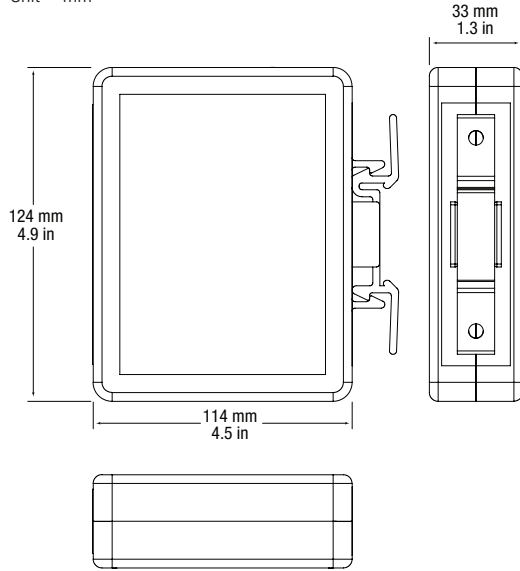
## Dimensions - ULI-224TC

Unit = mm



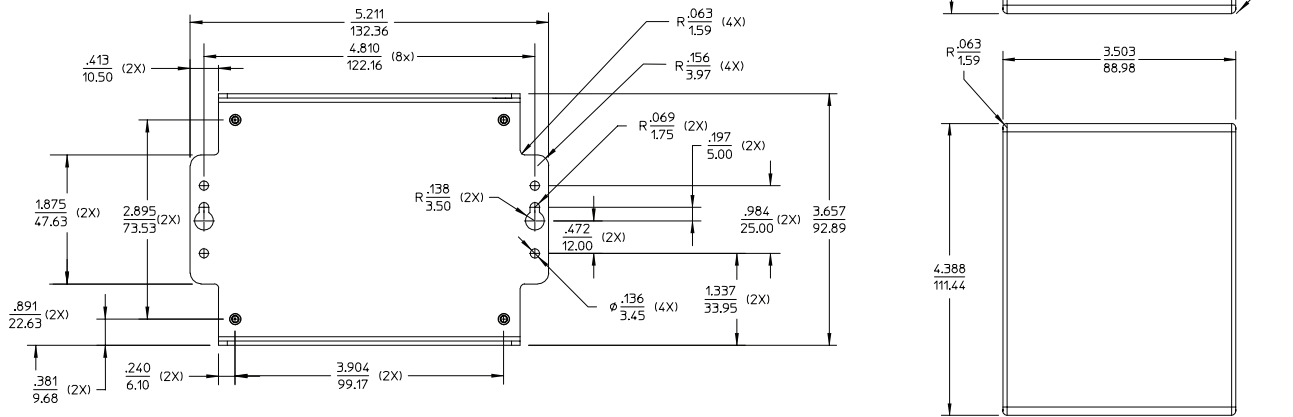
## Dimensions - ULI-224TCI

Unit = mm



## Dimensions - ULI-224TE

Unit = mm



## Ordering Information

Model Number	Part Number to Order	Description
ULI-224TC	BB-485LDR9	RS-232 to RS-422/485 Converter – 2-way Isolation, RS-232 DB9/TB to RS-422/485 TB
ULI-224TCI	BB-485DRCI	RS-232 to RS-422/485 Converter – 3-way Isolation, DB9/TB, UL C1/D2, UL508, AB® DH-485
ULI-224TE	BB-485DRCI-PH	RS-232 to RS-422/485 Converter – 3-way Isolation, DB9/TB, UL C1/D2, IEEE1613, IEC61850

# ULI-224TH ULI-224THC

BB-SCP211-DFTB3  
BB-SCP311T-DFTB3

## Compact, Panel Mount RS-232 to RS-485 Serial Converters



### Features

- Convert RS-232 data signals to RS-422/485 signals
- 2kV optical isolation (Model# ULI-224THC)
- ESD protection: 4 kV contact, 8 kV air
- Data rate: up to 460.8 kbps (bit-wise enable)
- -40 to +80 °C wide operating temperature (model# ULI-224THC)
- Rugged metal panel mount case (DIN rail adapters sold separately)
- 10-30 Vdc external power source (not included, sold separately)
- UL Listed



### Introduction

ULI- series RS-232 to RS-422/485 converters meet heavy industrial EMC standards. Bit-wise enabled circuitry automatically detects character time-outs – no need to set DIP switches for baud rate. Basic model ULI-224TH is designed for less demanding temperatures or when isolation is not required, such as applications where the data line does not exit the control cabinet. Model ULI-224THC is more robust and suitable for protecting expensive control equipment.

### Specifications

#### Serial Technology

- Data Rate 460.8 kbps, max.
- RS-232 Connector DB9 female (DCE)
- RS-232 Signals TD, RD, GND
- RS-422/485 Connector Terminal block, removable
- Modes RS-422 4-wire, RS-485 2-wire & 4-wire
- LED Indicators TD, RD (Green LED, also indicates Power)
- Industrial Bus Modbus ASCII/RTU
- Biasing 1kΩ, switchable
- Termination, Ohms 120Ω, switchable

#### Isolation

- Rating 2000 V (model# ULI-224THC)
- Method Optical
- Lines Protected Data lines

#### Surge Suppression

- DC Ports +/- 0.5 kV +/- 1 kV
- Signal Ports +/- 1 kV

#### Environmental

- Operating Temperature ULI-224TH: 0 to +70 °C  
ULI-224THC: -40 to +80 °C
- Storage Temperature -40 to +85 °C
- Operating Humidity 95%, non-condensing

#### Power

- Source External PSU required (not included, sold separately)
- Connector Terminal block, removable
- Input Voltage 10-30 Vdc
- Consumption 1.0 Watt, max.

#### Mechanical

- Enclosure IP30, metal
- Mounting Panel (2 panel mount brackets included)
- Dimensions 99.1 x 22.9 x 73.7 mm
- Weight 0.15 kg (net, without packaging)

#### Mean Time Between Failures (MTBF)

- MTBF ULI-224TH: 313926 hours  
ULI-224THC: 217576 hours
- Calculation Method MIL217F Parts Count Reliability Prediction

#### Regulatory/Approvals/Certifications

- FCC, CE, RoHS, WEEE

### Ordering Information

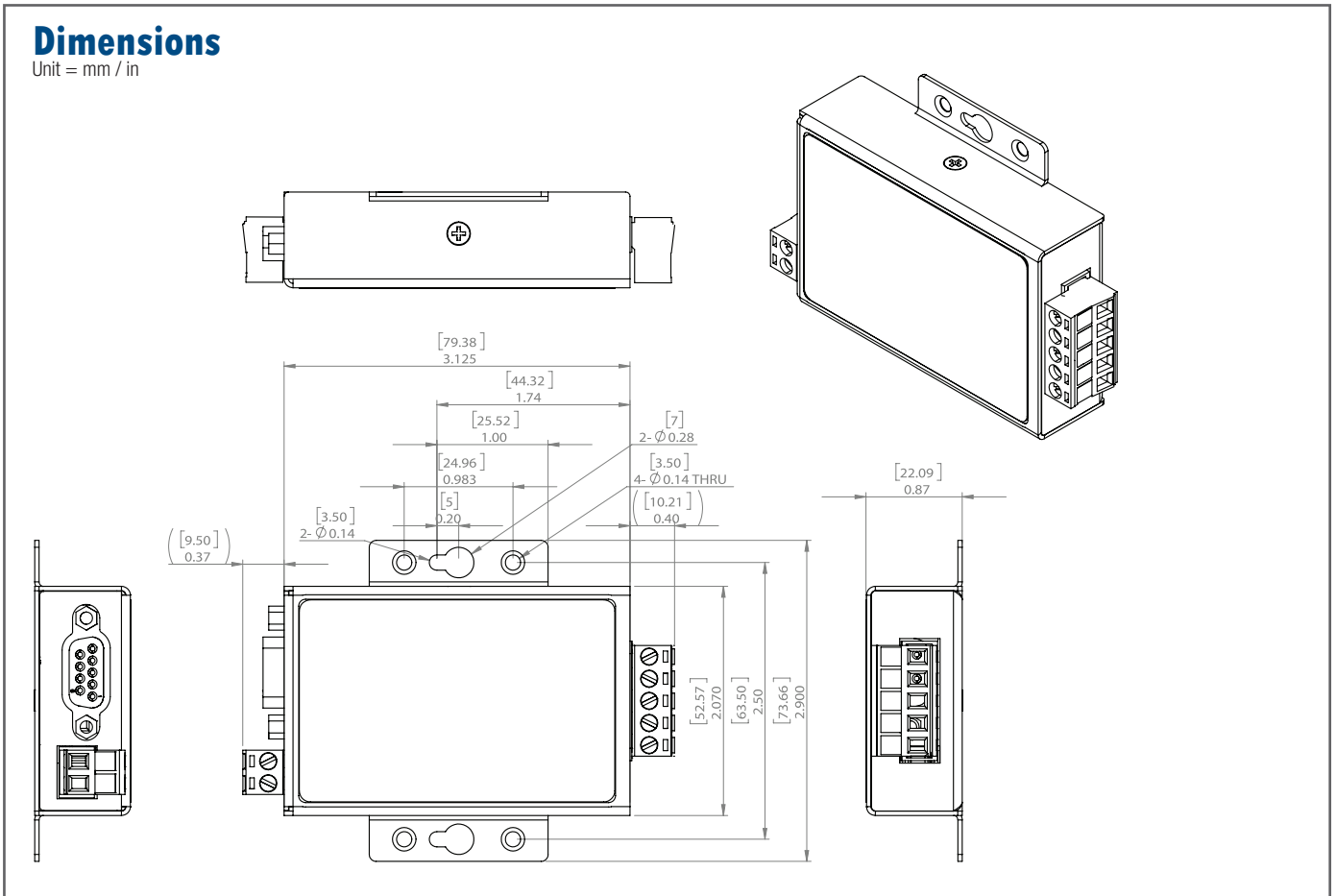
Model Number	Part Number to Order	Description
ULI-224TH	BB-SCP211-DFTB3	RS-232 to RS-422/485 Converter, DB9F/TB, Non-isolated, Standard Temp.
ULI-224THC	BB-SCP311T-DFTB3	RS-232 to RS-422/485 Converter, DB9F/TB, 2kV Isolation, Wide Temp.

#### Accessories – Sold Separately

- BB-SMI6-12-V-ST PSU, 12 Vdc, 500 mA, 6 W, stripped/tinned, international AC input & blades
- BB-DRAD35 DIN rail mounting clips, 35mm

## Dimensions

Unit = mm / in



# ULI-224 Series Selection Guide

## RS-232 to RS-422/485 Converters

### Serial Converters Comparison Table

Model Number	ULI-224TC	ULI-224TCI	ULI-224TE	ULI-224TH	ULI-224THC	ULI-224D	ULI-224T	ULI-224TCL	ULI-224TB
Part Number to Order	BB-485LDR9	BB-485DRCI	BB-485DRCI-PH	BB-SCP211-DFTB3	BB-SCP311T-DFTB3	BB-4WSD9R	BB-4WSD9TB	BB-4WSD90TB	BB-485BAT3-B
Description	Industrial-grade RS-232 to RS-422/485 Converters			Compact, Panel Mount RS-232 to RS-422/485 Converters		In-line, Commercial-grade RS-232 to RS-422/485 Converters			Battery-Powered RS-232 to 422/485 Converter
Key Features	Dual RS-232 connectors (terminal block & DB9)	3-way isolation, A-B® DH-485, UL C1/D2, Oil & Gas	3-way isolation, UL C1/D2, IEEE1613, IEC-61850, Power Utilities	Small Form Factor, Panel Mount		Inline Installation			3 power options
Industrial Rating	Light			Heavy		Light			
RS-232 Connector	Terminal block (DB9 option)	DB9 female							
RS-422/485 Connector	Terminal block					DB9 female	Terminal block		
Data Rate, maximum	19.2 kbps	115.2 kbps		460.8 kbps		115.2 kbps			
Modes (RS-422 4-wire RS-485 2 & 4 wire)	✓	✓	✓	✓	✓	✓	✓	✓	✓
LEDs	TD, RD, PWR			TD, RD		-	-	TD, RD	-
Isolation	2 kV (input, output)	2 kV (input, output, power)		-	2 kV (input, output)	-	-	2 kV (input, output)	-
Surge Suppression	500 W	600 W		± 0.5 kVdc ports, ±1 kV signal ports		-	-	-	-
Modbus	✓	Allen-Bradley® DH-485	✓	✓	✓	-	-	✓	-
Automatic Send Data Control	✓	✓	✓	✓	✓	✓	✓	✓	✓
Operating Temperature	-40 to +80 °C	-40 to +85 °C		-0 to +70 °C	-40 to +80 °C	0 to +70 °C			
External Power	10 to 30 Vdc	10 to 48 Vdc		10 to 30 Vdc		12 Vdc		10 to 48 Vdc	12 to 16 Vdc
Power Connector	Terminal block					2.5 mm plug, tip positive		Terminal block	
Port Power	-	-	-	-	-	RS-232 handshake		-	RS-232 handshake
Battery Power	-	-	-	-	-	-	-	-	(2) AAA
Enclosure	IP20, plastic	IP30, plastic	IP30, metal	IP30, metal		Plastic			
Mounting Installation	DIN rail			Panel (DIN option)		Inline			
Dimensions, mm	25 x 79 x 95	114 x 33 x 124	132 x 93 x 33	99 x 23 x 74	99 x 23 x 74	78 x 43 x 20	90 x 43 x 23	98 x 43 x 23	90 x 65 x 28
MTBF (MIL217F), hours	257448	254617	163611	313926	217576	880179	345242	179604	241370
Regulatory/Approvals/Certifications	FCC, CE, RoHS, WEEE								
	EMC: EN 55011 EN 55032 EN 55035 CISPR 11 CISPR 32 EN 61000-4-2 EN 61000-4-8 EN IEC 61000-6-4 EN IEC 61000-6-2 EN IEC 61000-4-3	EN55032/B EN55024 EN61000-6-1	EMC: EN 55011:2016+A2:2021 Class A Group 1 BS EN 55011:2016+A2:2021 Class A Group 1 CISPR 11:2015+AMD1:2016+AMD2:2019 Ed 6.2 Class A Group 1 EN 55032:2015+A1:2020 Class A / BS EN 55032:2015+A1:2020 Class A CISPR 32:2015+AMD1:2019 Class A EN IEC 61000-6-4:2019 / BS EN IEC 61000-6-4:2019 EN 55035:2017+A11:2020 / BS EN 55035:2017+A11:2020 EN IEC 61000-6-2:2019 / BS EN IEC 61000-6-2:2019 EN 61000-4-2:2009 / EN IEC 61000-4-3:2020 / EN 61000-4-8:2010				EN55032/B EN55024 EN61000-6-3 EN61000-6-1	EMC: EN 55011 EN 55032 EN 55035 CISPR 11 CISPR 32 EN 61000-4-2 EN 61000-4-3 EN 61000-4-4 EN 61000-4-5 EN 61000-4-6 EN 61000-4-8 EN IEC 61000-6-2 EN IEC 61000-6-4	
	KCC, cULus Recognized #E222870	UL 508 #E222870, UL C1/D2 #E245458*	UL C1/D2 #E245458*, IEC61850-3†, IEEE-1613‡	UL	UL				



\*UL C1/D2  
#E245458

†IEC61850-3

‡IEEE-1613