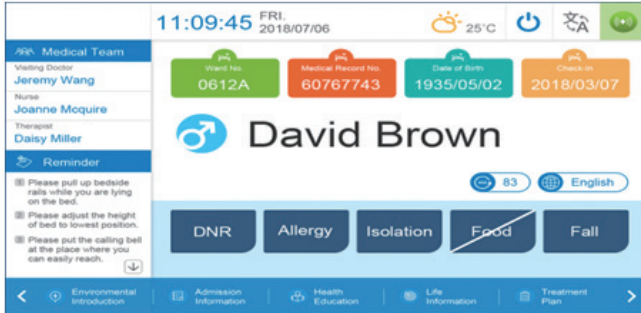


# Bedside Terminal

## Bedside Terminal Datasheet



### Features

- Patient's information
- Service request
- Communication function
- Satisfaction survey


## Introduction

BIT provides the nurses and patients kinds of services. Through the BIT, you can see that the patient information and remarks and the name of the medical team are displayed at main screen, also provides the requests feedback function, announcement information, and the card function (to confirm whom deal with the request). With optional patient call function, the patients can straightforward communication with the nursing staffs.

## Key Functions

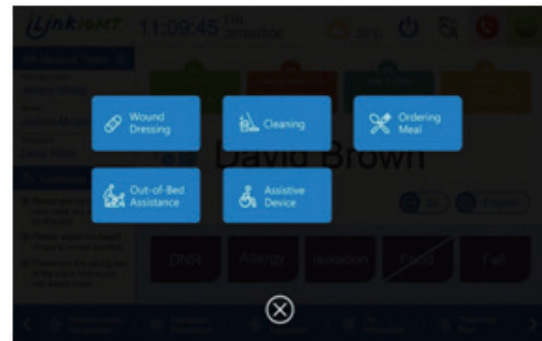
### Main

Display patient information and remarks, care team information and care reminders.



### Nursing requests

Nursing requests list to provide kinds of request buttons for patients to feedback quickly.



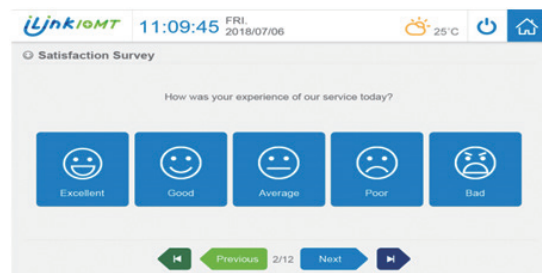
### Patient care requests status

Request status processing shows whether the demand has been processed and which nursing staff has handled it.

Date / Time	Description	Operator	Status
2018/06/27 08:00	Patient needs to intravenous injection.	Emally Yu	Uncleared
2018/06/27 08:30	Hematology and coagulation	Emally Yu	Uncleared
2018/06/27 09:00	Bone mineral density exam	Emally Yu	Cleared
2018/06/28 08:00	Capsule endoscopy	Emally Yu	Cleared
2018/06/28 10:00	CT	Emally Yu	Cleared
2018/06/28 10:30	MRI	Emally Yu	Cleared

### Education information

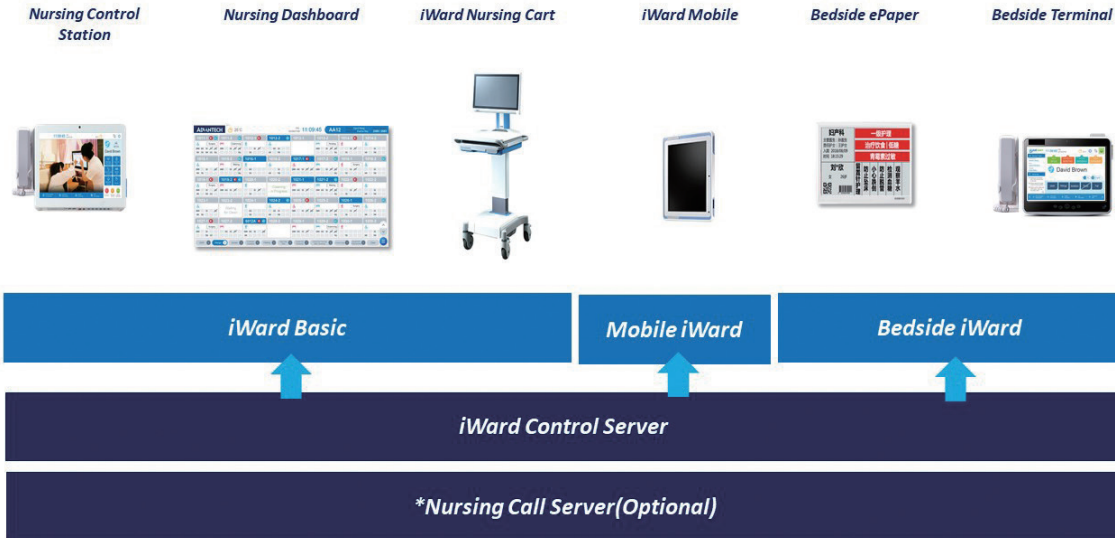
Health education is added from the background to provide patient health education information.



**Specifications**

Service	Function	Description
Information	Weather	Display the current weather information
	Tempure	Display the current tempure
	Date/Time	Display the current date and time
	Screen on/off	Switch the screen on/off
	Main	Switch to "Main" page
	Language	Switch language
Service	Nursing care request	Prvide sevral nursing services' buttons Click the button will display a confirm message. Choose"YES"will push the message to Nurse app and Control station Choose"NO"will close the window.
	Calling function Optional (SIP server +SIP client)	Provide nursing call service Click the button will display a confirm message. Choose"YES"the call will dial to nursing staff, if the call missed , not log in or in a call, system will transfer to nurse control center. Choose"NO"will close the window.
Patient information	Basic inforamtion	Display basic patient information display, including patient name, birthday, age, medical record number, bed number, hospitalization date, date of birth, gender, department, communication language
	Special remark	Display the special remark
	Medical team	Show three medical team members, name and title of medical staff
	Video	Show hospital related promotional videos (limited to one)
	Reminder	Show the reminder
Function	Treatment plan	A summary of the scheduled itinerary such as the examination plan and surgery plan can be displayed, including the name of the treatment item and the scheduled date / time
	Notification	Display relative information (video, picture, PDF)
	Environment info.	Display relative information (video, picture, PDF)
	Life info.	Display relative information (video, picture, PDF)
	Education info.	Display relative information (video, picture, PDF)
	Medicine info.	Display the medicine name, picture or introduction, if need more details, skip to the hospital medication web page
Medical functions (Identification-by ID card)	Satisfaction	Provides five options, including: very satisfied, satisfied, normal, dissatisfied, very dissatisfied When the patient clicks Unsatisfied / Very Dissatisfied, will push the message to the chief nurse
	Request list	Display the list of patient needs notifications, and the nurse staff can cancel the notification
Other	Vital sign	Nursing staff can manually enter patient temperature, blood pressure and blood glucose data
	Signal open	Only can open one signal program. There are two display modes, stand-alone display and online service. It can be switched manually, and the stand-alone mode is displayed in JSON or XML format. Online services must be connected to the server to display data after entering service settings. If the online service is disconnected, a disconnection prompt is displayed on the screen, and trying to reconnect. The default mode is online mode.
	Version	When you click Logo, the version number and version update time will be displayed in the window.
	Version info.	When you click Logo, the version number and version update time will be displayed in the window.
	Update	If there is a new version of the software, it will automatically check for updates

**iWard Architeture**



## Minimum Requirement

*iWard AP Server	
Hardware	CPU 4 core RAM 8G Up HD C:250G D:250G
Software	OS: Windows Service 2012R up .Net Framework 4.5.2 Up .Net Core 2.2 Up IIS 8.5+

*iWard SIP Server	
Hardware	CPU 4 core RAM 4G Up HD C:250G D:250G
Software	OS: CentOS7+
*iWard DB Server	
Hardware	CPU 4 core RAM 8G Up HD C:250G D:250G
Software	OS: Windows Service 2012R up MSSQL Service 2014 up

## Ordering Information

Product Name	Product Number	Description
iWard Control Center	31ASIWSVMSSDE0	iWard Server License for 500 clients
iWard Control Center	31ASIWSVMS20E0	iWard Server License for 200 clients
iWard Control Center	31ASIWSVMS10E0	iWard Server License for 100 clients
iWard Control Center	31ASIWSVMS01E0	iWard Server License for 10 clients
iWard Patient Care Service	31ASBTCSGASDD0	iWard Bedside Information Terminal (BIT) Client License
Bedside Information Terminal - SRP 10"	HIT-W101HWBA-S1E-C	10.1" HIT-W101LP-ATW2E / iWard Bedside Information Terminal (BIT) Client License
Bedside Information Terminal - SRP 10"	HIT-W101HWBA-S2E-C	10.1" HIT-W101CP-CCL0E / iWard Bedside Information Terminal (BIT) Client License

### \*Option

Product Name	Product Number	Description
Patient Call Service	31ASCMSVLXSDE0	Patient Call SIP Server License for 500 clients
Patient Call Service	31ASCMSVLXSDE0	Patient Call SIP Server License for 200 clients
Patient Call Service	31ASCMSVLXSDE0	Patient Call SIP Server License for 100 clients
Patient Call Service	31ASCMSVLXSDE0	Patient Call SIP Server License for 10 clients

## Optional Accessories

Product Name	Product Number	Description
Power Cord	1700001524	Power Cord UL 3P 10A 125V 183cm
Handset Kit	HIT-W101-HSKE	Handset Kit of HIT-W101

# HIT-W101C



## Features

- Freescale iMX6 A9 Quad Core All-in-One computer
- 10.1" 16:10 display with P-Cap multi-touch operation
- 2MP camera for VOIP application
- High quality integrated microphone with Acoustic Echo Cancellation (AEC)
- Supports Power-over-Ethernet (PoE)
- Supports Android & Linux operating systems
- Available wall mount kit for various embedded applications

