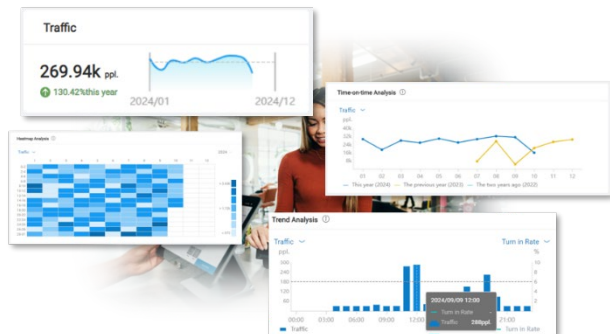


# iService/ CountingBI

Comprehensive Retail Analytics Platform



## Features

- Advanced Store Traffic Insights
  - Analytics by Location & Time period
- Smart Queue Management
  - Real-time Monitoring by Location & Time
  - Automated Long-Wait Alerts
- Seamless POS Integration
  - Performance Metrics
  - Turn-in Rate Analysis
- Cross-regional & cross time analysis
- Flexible API for Third-Party Integration
- Power BI integration for Enhanced Visualization

## Introduction

In today's fast-paced retail environment, understanding customer behavior is key to success. Our AI-powered analytics platform provides deep insights into store traffic, transactions, and queue management, helping businesses optimize operations and enhance customer experiences.

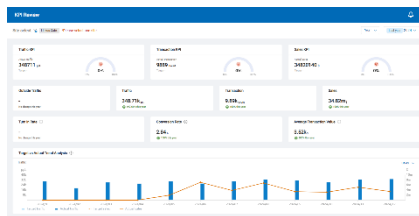
With multi-solution integration, real-time queue monitoring, POS performance tracking, and cross-regional analysis, retailers can make data-driven decisions with confidence. Plus, seamless Power BI integration and third-party API support ensure smooth connectivity with existing systems.

Unlock the power of data-driven retail management—maximize efficiency, improve service, and drive revenue growth like never before!

## Key Functions

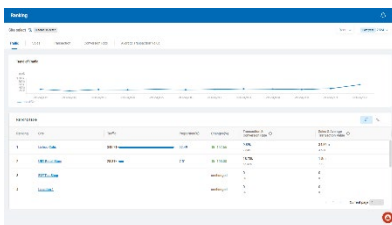
### KPI Overview

It's easy to understand the overall store performance with the KPI view, which includes metrics such as the number of visitors, turn-in rate, conversion rate, average transaction value, and more.



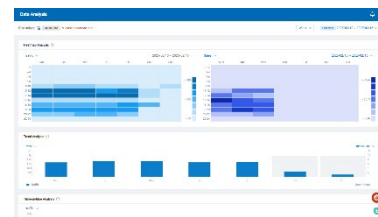
### Cross-regional Analysis

Easily analyze across different stores and time periods. Users can choose the analysis index, such as traffic, sales numbers, transactions, conversion rate, and more.



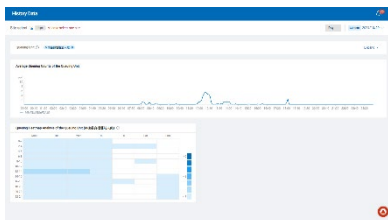
### Weekly Traffic Analysis

Camera sensors are placed at each entrance to the building and collect data on the number of storefront and in-store traffic at any time and chart display of weekly report.



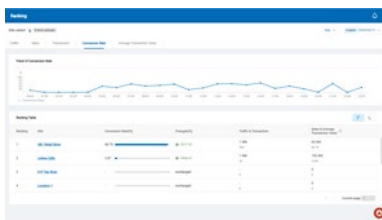
### Smart Queue Management

Provides real-time monitoring, location-based insights, and automated long-wait alerts, helping businesses optimize service, reduce congestion, and enhance customer experience.



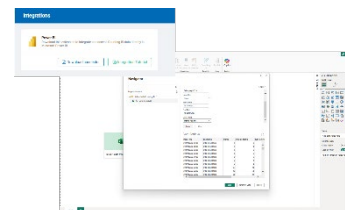
### Accessible Store Data Integration

Users can input store data including POS transaction data, store opening schedule and store rent cost for further store performance analysis.



### Power BI Integration

Integrate with Power BI to cross-analyze traffic data with external systems like CRM, sales, and marketing platforms. Gain a holistic view of customer behavior, measure store performance in context.



## Specifications

Management Center	Store Management	<ul style="list-style-type: none"> <li>Add / delete / modify store information</li> <li>Provide system and user-defined tags to classify store properties</li> <li>Quickly search through keyword and tags to find the store you want to focus on</li> <li>Support importing POS transaction data manually</li> <li>Store operation information input: store opening time, staff scheduling, store rent cost</li> </ul>
	User Management	<ul style="list-style-type: none"> <li>Add / delete / modify user information</li> <li>Three-level authorities: account administrator, manager and user</li> </ul>
	Device Management	<ul style="list-style-type: none"> <li>Health check: Real-time monitoring the status of the devices</li> <li>Alert notification: system auto notify administrator when device status is abnormal by e-mail</li> </ul>
	Access key Management	<ul style="list-style-type: none"> <li>Add / delete / modify access key information</li> <li>Allow API access with custom period</li> </ul>
BI Dashboard	Statistic Widget	<ul style="list-style-type: none"> <li>Data Type: in-store and storefront traffic, sales volume, transactions, conversion rate, sales per shopper, entering rate</li> <li>Chart type: KPI indicator, line chart, bar chart, matrix, ranking table, weather info</li> </ul>
	Data Investigation	<ul style="list-style-type: none"> <li>Cross region/store, time period, multi-data comparison</li> <li>Daily/weekly/Monthly/Yearly/User defined report</li> </ul>
	User-Defined Dashboard	<ul style="list-style-type: none"> <li>User defined regions or time periods</li> <li>Flexible adjust widget size and its placement</li> </ul>
	Cross Platform Support	<ul style="list-style-type: none"> <li>Support Google Chrome and Microsoft Edge web browsers</li> <li>Support all devices with resolution higher than 1024x768 and automatically adjust the report layout by device resolution</li> </ul>
	Data Security & Third-Party Software Integration	<ul style="list-style-type: none"> <li>The data transfer format is binary-coded and uses AES 256-bit encryption with high security</li> <li>Provide complete Restful API for third-party software integration</li> </ul>
Enterprise System Architecture	Cloud Deployment	<ul style="list-style-type: none"> <li>Private cloud: Microsoft server 2012 and above</li> </ul>
	Stability	<ul style="list-style-type: none"> <li>Support system redundant and database auto backup</li> </ul>

## Ordering Information

### Bring Your Own Device

Part Number	Description
<b>Advantech Marketplace On-prem Annual Subscription</b>	
32CSIVACBPR001	CountingBI for 32 VisionSense Edges

#### System requirement

- OS: Windows Server 2012 and above
- CPU: Intel Core i5 1700p or above
- RAM: 32GB or above
- SSD: 1TB x 2 (RAID1) or above (depend on storage period setting)
- IP Address: Static IP Address is required
- \* Please avoid setting up a different software system to prevent conflicts. Ensure that your device is dedicated solely to CountingBI.

## Solution Ready Package

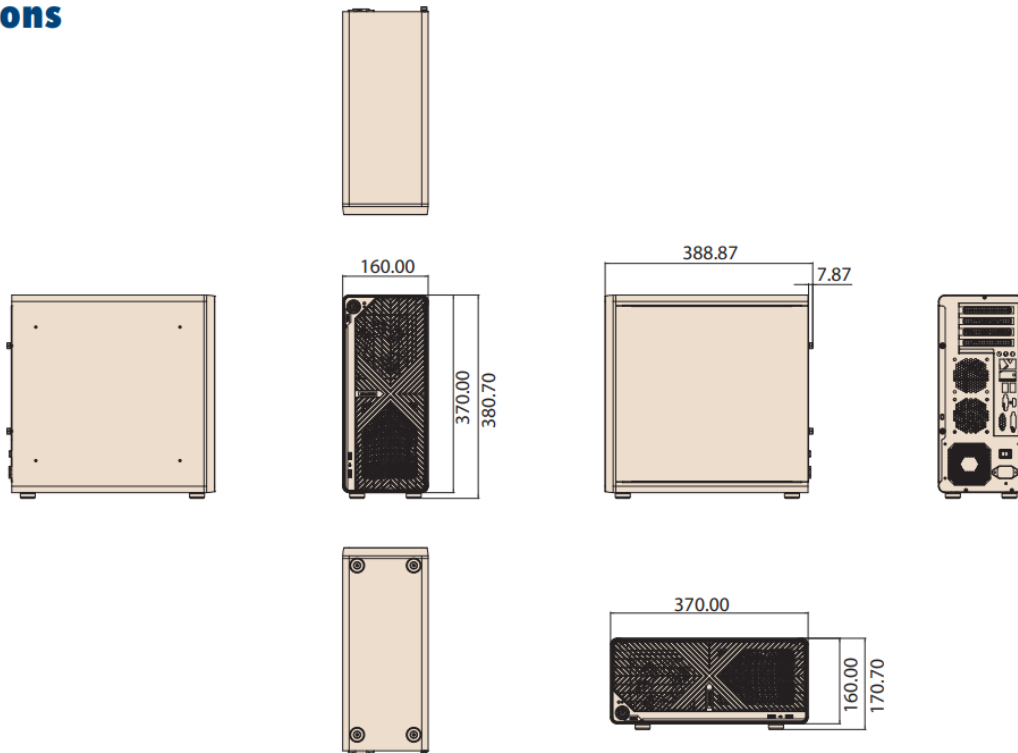
Part Number	Description
UBX-510LPS5-G1E-C	i5 1145G7E, 32G/512G, CountingBI Private Server

# CountingBI Hardware Specifications for Solution Ready Package

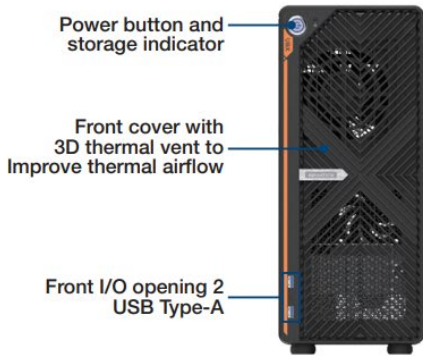
Model	UBX-110H	
Processor		Celeron 6305E Core-i3, 1115G4E Core-i5, 1145G7E Core-i7, 1185G7E
	Chipset	Integrated in SoC
Graphics	Intel Integrated Graphics	
Security	TPM	TPM 2.0
Memory	Technology	DDR4-3200 SODIMM *1
	Max. Capacity	32GB (non-ECC)
Thermal Solution	Fanless	
Resolution	USB-C: support up to 8K UHD (7680 x 4320 @ 60Hz); HDMI 1 and 2: support up to 4K UHD (4096 x 2160@60Hz)	
I/O - Rear	Video	USB-C *1 HDMI2.0b *2
	Audio	Line-out *1
	USB	USB 3.2 Gen2 Type A(Blue) *2 USB-C(Supports DP 1.4, 8K@60Hz video output, 5V/2A, USB 3.2 Gen2 data transfer) *1
	LAN	RJ45 *2 (LAN1- i219: 10/100/1000 Mbps; LAN 2 - i225: up to 2.5 Gbps)
	Power Jack	DC 12V Power DIN4 *1
	Anti-theft Lock	Kensington Lock *1
	I/O - Front	USB
COM		DB9 *1 (RS232/485/RS422 by BIOS)
Button		Power Push Button Circle (Black) *1, button w/ power LED (Dark Green)
Internal I/O	Power Connector	6 pin pitch2.5 wafer *1
	USB2.0 Connector	5 pin pitch1.0 *2
LED	HDD Access (Green) *1	
Mounting	VESA/Wall	
Expansion	WiFi/BT	M.2 E-key 2230 *1
	Storage	M.2 M-key 2280 *2
Intel vPro	Intel vPro	Supported (Core i5, i7 only)
Operating System	Windows 10 IoT LTSC 2021, Windows 11 IoT, Linux, Android 12.0	
Temperature	Operating: 0~ 45 °C	
Target Dimensions (W x D x H)	182.5 x 141.5 x 35 mm	
Certifications	EMC	CE, FCC, CCC, BSMI, UKCA, RF RED
	Safety	UL, CB, CCC, BSMI, BIS

## Dimensions

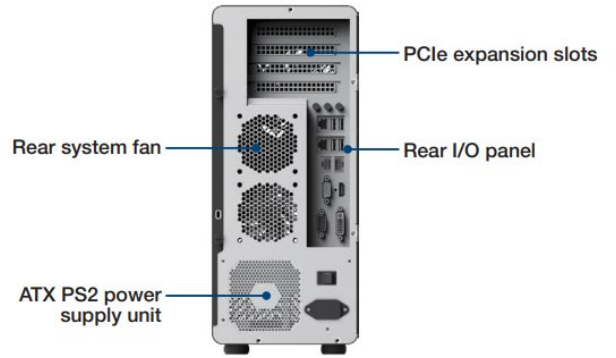
Unit: mm



## Front View



## Rear View



## Side View



## UBX-510SZ/SL Rear I/O

