

# ICR-1601G/W



## INDUSTRIAL CELLULAR 4G LTE Cat.4 ROUTER

# ADVANTECH



- + 4G LTE Cat.4 Industrial Router
- + 2× Micro SIM with cover
- + 2× Ethernet 10/100
- + \*optional WiFi - 802.11b/g/n, AP, Multi SSID, WDS
- + \*optional GNSS receiver
- + MicroSD card slot for System log
- + Metal cover with DIN and Wall mount options
- + WAN failover

### ORDERING INFORMATION

MODEL NO. - ORDER CODES	REGION	2× ETHERNET	GNSS (ANT)	ANT + DIV	2× SIM	WI-FI 802.11b/g/n	MicroSD	R-SEENET	ACCESSORIES POWER SOURCE + ANT
 ICR-1601G	EMEA	✓	✓	✓	✓		✓	✓	✓
 ICR-1601W	EMEA	✓		✓	✓	✓	✓	✓	✓

### HARDWARE SPECIFICATIONS

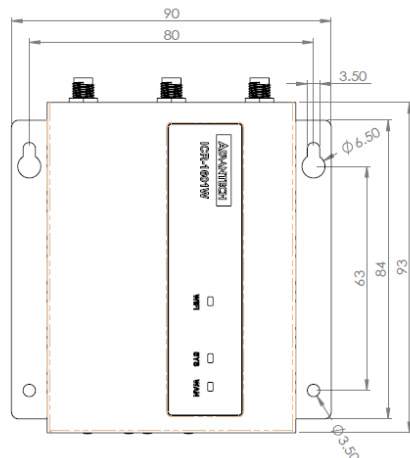
PORTS, LED, ANTENNAS	
2× Ethernet	RJ45, 10/100 Mbps
2× SIM	SIMs Micro (3FF)
1× MicroSD	MicroSD card slot (System log)
LED indicators	WAN, System
2× ANT	SMA connectors
GNSS (GPS, GLONASS) - *optional	SMA connector
WiFi antenna - *optional	R-SMA connector
POWER, CONSUMPTION, ENVIRONMENTAL	
Power Supply*	5-24VDC (DC Jack)*
Consumption	7 W
Temperature Range – Operating / Storage	-30 to +70 °C / -40 to +85 °C
Humidity – Operating / Storage (non-condensing)	10 to 95 % / 10 to 95 %

MECHANICAL	
Metal case	Wall mount & and DIN mount options
Enclosure Dimensions	93×90×27mm (100mm including antenna connectors)
Weight	252 g
WI-FI	
Antenna Connector	1× R-SMA – 50 Ohms
Supported WiFi band	2.4 GHz
Standards	802.11n, 802.11g, 802.11b
2.4 GHz supported channels	1, 2, 3, 4, 5, 6, 7, 8, 9, 10, 11, 12, 13
Functions	Multi-SSID, WMM, WDS
Security	WEP, WPA, WPA2, WPA-PSK, WPA2-PSK, 802.1x
Type of device	Access Point

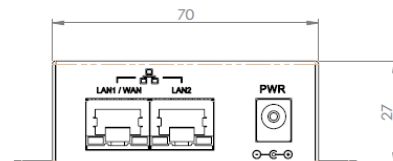
\*Applies to devices manufactured since 2024

### MECHANICAL DRAWING

#### BOTTOM VIEW



#### FRONT VIEW



# ICR-1601G/W

## INDUSTRIAL CELLULAR 4G LTE Cat.4 ROUTER



### SPECIFICATIONS - CONTINUED

NETWORK FEATURES	
WAN & Uplink	WAN: Cellular, Ether-WAN, 1x config. 802.11n WiFi; Failover Cellular: 2G/3G/LTE, IP Pass-through, IPv4/v6 Ether-WAN: Dynamic IP, Static IP, PPPoE, PPTP, L2TP Network Monitor: ICMP/DNS Query
Networking	LAN & VLAN: DHCP Server/Relay, Port/Tag based VLAN IPv6*: Dual Stack, Static IPv6, DHCPv6, PPPoEv6 Port Forward: Virtual Server, Virtual Computer, DMZ, VPN Pass-through Routing: Static, Dynamic - RIP1/RIP2, OSPF, BGP
Object	Scheduling: Time Schedule List Ext. Server: Email, Syslog, RADIUS Certificate: My Certificate, Trusted Certificate, Issue Certificate
Security	VPN Tunneling: IPsec, OpenVPN, PPTP, L2TP, GRE VPN Capability: IPsec: up to 3 tunnels Firewall: SPI Firewall with Stealth Mode, IPS Access Control: Packet Filter, URL Blocking, MAC Filter
Administration	Config & Management: Web, Telnet & SSL, Command Script, SNMPv3 Std. & Proprietary MIB, TR069 System: Upgrade, Backup & Restore, Reboot & Reset, SysLog Diagnostic: Packet Analyzer, Diagnostic Tools
Service	Cellular Toolkit: Data Usage, SMS, SIM PIN, Network Scan Event Handling: User Defined Manage/Notify Event; SMS, Mail, Syslog, SNMP Trap System HW GNSS*: GPS Location Tracking / Viewer

CELLULAR MODULE PARAMETERS	
LTE parameters	LTE FDD Cat.4 Bit rate: 150 Mbps (DL) / 50 Mbps (UL) Supported frequencies: 800 MHz (B20), 900 MHz (B8), 1800 MHz (B3), 2100 MHz (B1), 2600 MHz (B7) Transmit power: 23±2.7 dBm
WCDMA parameters	Bit rate: 42.0 Mbps (DL) / 5.76 Mbps (UL) Supported frequencies: 900 MHz (B8), 2100 MHz (B1) Transmit power: 24+1/-3 dBm
GPRS/EDGE parameters	GPRS bit rate: 85.6 kbps (DL) / 85.6 kbps (UL) EDGE bit rate: 236.8 kbps (DL) / 236.8 kbps (UL) GPRS multislot class 10, EDGE multislot class 12 Supported frequencies: 900 MHz (B8), 1800 MHz (B3) GSM900 transmit power: 33±2 dBm GSM1800 transmit power: 30±2 dBm

### ACCESSORIES - INCLUDED

ICR-1601G	ICR-1601W
Quick Start Guide	Quick Start Guide
2 x stick LTE antenna	2 x stick LTE antenna, 1 x stick WiFi antenna
Power adapter (5V DC/2A)	Power adapter (5V DC/2A)
DIN-rail bracket	DIN-rail bracket
Rubber feet	Rubber feet

INDUSTRY CERTIFICATIONS & APPROVALS ICR-1601	
EMC	EN 301 489-1 v 2.2.0, EN 301 489-3 v 2.1.1, EN 301 489-19 v 2.1.0, EN 301 489-52 v 1.1.0, EN 301 489-7 v 1.3.1, EN 301 489-24 v 1.5.1, EN 301 489-17 v 3.1.1
Radio	EN 301 511 v 12.5.1, EN 301 908-1 v 11.1.1, EN 301 908-2 v 11.1.1, EN 301 908-13 v 11.1.1, EN 303 413 v 1.1.1, EN 300 440 v 2.1.1, EN 300 328 v 2.1.1
Safety	EN 60 950-1, IEC 62 368-1, EN 50 385, EN 62311
Environmental	RoHS, Reach, WEEE

