

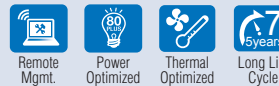
# SYS-4U4340-4S01

4U LGA 1150 Intel® Xeon® E3 V3 Server with Gen 3.0 PCIe, Front USB3.0



## Features

- Intel® C226 Platform
  - LGA1150 Intel® Xeon® E3-1200 v3 and 4th Gen Core i processor
  - DDR3 1600 MHz ECC/Non-ECC UDIMM up to 32GB
- Expansion Capability
  - 3 PCI, 2 PCIe1, 2 PCIe16(with x8 link) or 1x PCIe16 (Gen3)
  - Four 3.5", One 2.5" HDD Bay and 1 Slim Optical Drive
- Thoughtful and Management Design
  - Intelligent remote manageability
  - Smart fan control
  - Lockable front door prevents unauthorized access
  - 400W 80 plus power supply

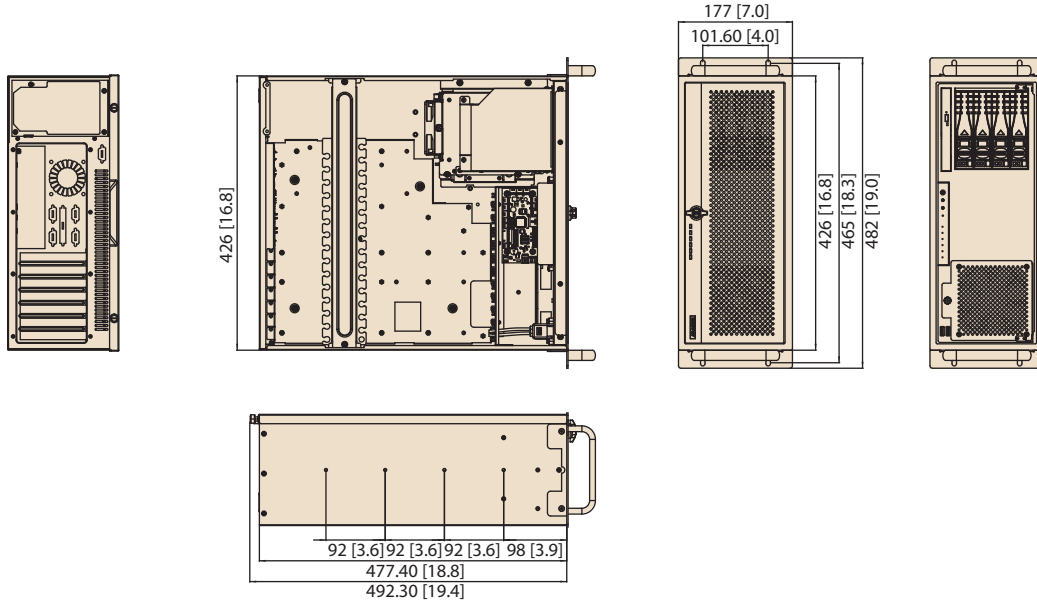


## Specifications

Processor System	CPU	Xeon E3-1275 v3	Xeon E3-1225 v3	Xeon E3-1268 v3	Core i7-4770S	Core i5-4570TE	Core i3-4330	
	Cores	4	4	4	4	2	2	
	Speed	3.5	3.2	2.3	3.1	2.7	3.5	
	L3 Cache	8 MB	8 MB	8 MB	8 MB	4 MB	3 MB	
	Socket	LGA 1150						
	Chipset	Intel C226 chipset						
	BIOS	AMI 128 Mbit SPI (UEFI)						
Memory	Technology	Dual Channel DDR3 ECC/Non-ECC 1066/1333/1600 MHz (ECC function enable depends on processor supporting)						
	Max. Capacity	32 GB						
	Socket	4 x 240-pin DIMM						
	Memory size	1 GB, 2 GB, 4 GB, 8 GB						
Graphics	Controller	Intel HD Graphics						
	VRAM	1 GB maximum shared memory with 2 GB and above system memory installed						
Expansion Slots	PCI Express x 16 (Gen 3)	2 (One PCIe x16 link at PCIe x16_Slot6 or switching one x16 link to two x8 links when PCIe16_slot4 is occupied with jumper setting)						
	PCI Express x 1 (Gen 2)	2						
	PCI	3						
Ethernet	Interface	10/100/1000 Mbps						
	Controller	GbE LAN1: Intel I217-LM; GbE 2-4: Intel I210-AT						
	Connector	RJ-45 x 2 for G2 version						
Storage	Front-accessible						Internal	
	Slim Optical Drive Bay	1						
	3.5" Drive Bay	4 SAS/SATA HDDs (Hot-Swap)						
	2.5" Drive Bay	-						
Front I/O Interface	USB	2						
	External serial port	1						
Rear I/O Interface	External USB port	4 (2 USB 3.0 and 2 USB 2.0)						
	VGA port	1						
	DVI	2						
	Display Port	-						
	RJ-45	2 for G2 version						
	PS/2 KB/mouse	2						
Watchdog Timer	Output	System reset						
	Interval	Programmable 1 ~ 255 sec						
Power Supply	Output Rating	400W ATX						
	Input Voltage	AC 100 ~ 240 V (full range)						
Cooling	Fan	1 (12 cm /74 CFM) + 1 (8 cm/56 CFM) for SAS/SATA storage unit						
	Air Filter	Yes						
Miscellaneous	LED Indicators	Power, HDD, temperature, fan, LAN1, and LAN2						
	Remote Management	Remote monitoring: temperature, fan speed, HD status, voltage Active control: schedule on/off, remote KVM Complete protection: system recovery (Acronis), system protection (McAfee)						
	Rear Panel	Five 9-pin D-Sub and one 68-pin SCSI openings						
Environment	Temperature	Operating 0 ~ 40° C (32 ~ 104° F)				Non-Operating -40 ~ 70° C (-40 ~ 156° F)		
	Humidity	10 ~ 95% @ 40° C, non-condensing						
	Vibration (5 ~ 500 Hz)	1 Grms						
	Shock	10 G (with 11 ms duration, half sine wave)						
Physical Characteristics	Dimensions (W x H x D)	482 x 177 x 478 mm (19" x 7.0" x 18.8")						
	Weight	12.5 kg (27.5 lb)						

**Dimensions**

Unit: mm [inch]



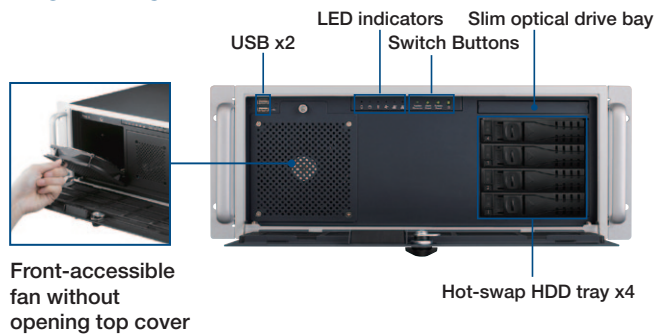
**Ordering Information**

Please visit Advantech eStore for order entry  
<http://buy.advantech.com/>

**System Content**

Item	P/N
Chassis	ACP-4340MB-00XE
Motherboard	ASMB-784G2-00A1E
Power Supply	PS8-400ATX-ZE (ATX, PFC)

**Front View**



**Rear View**



\*Note: Backplane, SBC, motherboard, and power supply are not included.